



How energy efficiency, clean transportation and local power create measurable economic benefits:

- Diversify the economy
- Create and expand new business opportunities
- Lower energy costs for families, businesses, and governments, freeing up funds for other priorities
- Grow the local economy
- Create new jobs
- Lower business operating expenses
- Create competitive advantages
- Stabilize energy costs



Garfield Clean Energy Targets

Energy efficiency:

- Achieve a 20 percent increase in energy efficiency over the 2015 baseline by 2030

Local power:

- Obtain 35 to 50 percent of energy from renewable sources by 2030

Clean transportation:

- Reduce petroleum consumption by 25 percent from the 2009 baseline by 2020

Energy efficiency and renewable energy targets adopted in 2017 through the Partners in Energy project, sponsored by Garfield Clean Energy, Xcel Energy and CLEER

Main image on this page and on cover courtesy of Ryan Mackley, Align Multimedia.

KEYS TO SUCCESS

The benefits to Garfield County's economy from energy efficiency, local renewable energy and alternative transportation fuels have been made possible by:

- State-local partnerships
- Ongoing multiple sources of investment and funding, including state and federal funding
- Countywide collaborative framework
- Public sector/private sector partnerships
- Local, regional and state leadership and vision

PARTNERS INCLUDE:

Garfield Clean Energy Collaborative: Parachute, Rifle, Silt, New Castle, Glenwood Springs, Carbondale, Garfield County, Roaring Fork Transportation Authority, and Colorado Mountain College.

CLEER, Energy Outreach Colorado, Holy Cross Energy, Xcel Energy, Glenwood Springs Municipal Electric, New Energy Technology, Aspen Skiing Company Environment Foundation, CORE, Alpine Bank, Energy Smart Colorado, Roaring Fork School District, and all the many participating contractors and Garfield residents.

STATE AND FEDERAL FUNDING SOURCES:

Colorado Department of Local Affairs (2009-2011)

Colorado Energy Office

Department of Energy/Better Buildings Grants (through 2014)

FOR MORE INFORMATION


GCE: GarfieldCleanEnergy.org

CLEER: CleanEnergyEconomy.net

CLEER Offices: 970-704- 9200

Garfield Clean Energy

Economic growth through energy efficiency, local power and clean transportation



resilience
 security
 family
 new jobs
 future
 opportunity
 savings
 innovation
 ENERGY
 partnerships
 BUSINESS
 independence
 diversification

ENERGY INNOVATIONS CREATE COUNTYWIDE ECONOMIC DEVELOPMENT

JUST A FEW EXAMPLES



CHURCHES SAVING ENERGY & MONEY

GCE has helped 10 area congregations achieve savings through solar and efficiency upgrades.



ENERGY EFFICIENT BUSINESSES

383 businesses have tapped incentives and technical advice to make energy upgrades, such as NAPA Auto Parts and Elder Trucking in Rifle.



COMMUNITY-SCALE SOLAR

Garfield County is a solar leader, with GCE playing a key role in projects such as this one in Silt and another in the works at Colorado Mountain College's Spring Valley campus.




WASTEWATER TREATMENT EFFICIENCY

Fine-tuning operations at New Castle's wastewater treatment plant delivered cost savings.



LOCAL POWER FOR BUSINESS

Glenwood Springs Subaru replaced parking lot lights with dimmable LEDs and installed a 96 kW solar array, cutting electric bills by 44%.



ELECTRIFYING TRANSPORTATION

Garfield County now boasts 44 electric vehicle charging stations, thanks in large part to GCE/CLEER's efforts to help site owners access funding.

PARACHUTE



RIFLE

SILT

NEW CASTLE

GLENWOOD SPRINGS

Colorado River



CARBONDALE



BATLEMENT MESA WATER PLANT

Mesa Metro District installed a 435-kW solar array for its water treatment plant, providing all its electricity.



SENDING SOLAR THROUGH THE ROOF

Solarize Garfield County 2021 exceeded all expectations, generating \$2.8 million in rooftop solar and battery investment, adding 850 kW of renewable energy to the grid and helping county residents bank \$270,000 in rebates.




BETTER BOTTOM LINE

Businesses like Factory Outdoors in Glenwood Springs are achieving rapid payback from electrical savings by replacing old fluorescents with LEDs.



CELEBRATING PEDAL POWER

In 2021 GCE launched BikeThere Garfield County, a series of free, fun, family-friendly events to encourage residents to look at ways to reduce their carbon footprint and choose healthy, fun alternatives to driving.



HELPING FAMILIES CUT ENERGY COSTS

In a partnership with Energy Outreach Colorado and utilities, GCE and CLEER have helped over 1,400 households make energy improvements, reducing energy costs for families countywide.




PROJECTS SPUR BUSINESS DEVELOPMENT

Clean energy projects have stimulated demand for over 350 contractors and suppliers since 2010, aided by GCE's contractor expos and trainings.



ELECTRIC VEHICLE SALES EVENTS

Launched in 2017, this innovative annual campaign promotes the adoption of EVs in Garfield County and the wider region through group-buy discounts and informational events.



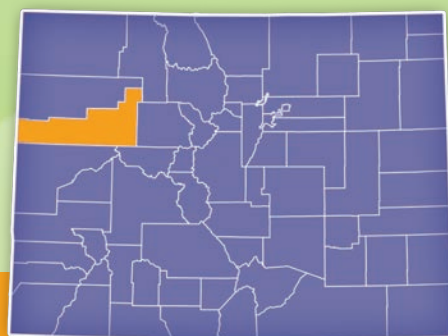
BUILDING ENERGY NAVIGATOR

CLEER's Building Energy Navigator website displays energy data for 90 government buildings countywide. It's a valuable tool for facility managers. Kiosks, like this one at the Carbondale Recreation Center, provide easy public access to energy data.



100% SOLAR HIGH SCHOOL

Through student initiative, Roaring Fork High School in Carbondale invested in efficiency, then installed a 379-kW solar array to power 100% of annual electric use.



GARFIELD COUNTY
COLORADO
POPULATION 60,000

x 64 counties = more resilient statewide economy and achieving statewide goals

BY THE NUMBERS

Energy efficiency, local power, and clean transportation add up to measurable economic and environmental benefits.

CUMULATIVE RESULTS 2010-2020:
(except where noted)

ENERGY EFFICIENCY

Households

1,403 Household projects
\$545,000 Annual energy savings

Commercial

383 Businesses, churches, nonprofit projects
\$1.1 million Annual energy savings
\$5.2 million Investment stimulated

Government

41 Government facility energy efficiency upgrades
\$2.8 million Investment stimulated
90 buildings Using Navigator data to cut costs
\$128,000 Annual energy savings

LOCAL POWER

37 Government buildings, facilities, schools and libraries powered by solar energy
2.2 megawatts

7 Community solar gardens
8.4 megawatts

TOTAL of all government and solar gardens produces enough to power 2,400 homes

CLEAN TRANSPORTATION

44 (80 plugs) Public EV charging stations
3 Public compressed natural gas (CNG) fueling stations
8 RFTA fleet electric buses
34 RFTA fleet CNG buses
146 Electric vehicles (EV) sold during GCE's sales group-sales events
120,000 Bicycle miles ridden

ECONOMIC BENEFITS

353 Participating contractors and distributors
\$7.44 million Cumulative energy savings
\$43.5 million stimulated including all solar, CNG stations and energy efficiency upgrades

ENVIRONMENTAL BENEFITS

52,900 metric tons of carbon avoided annually from energy efficiency projects alone – equivalent to emissions from 6,370 homes or 11,500 vehicles