

Electric Vehicle Comparisons

Aug 31, 2018

BEV= Battery Electric Vehicle



































PHEV = Plug-in Hybrid Electric Vehicle

MPGe = Miles per Gallon Equivalent; 1 gallon = 33.7 kilowatt



























Chart by CLEER: Clean Energy Economy for the Region / (970) 704-9200 / www.CleanEnergyEconomy.net / P.O. Box 428, Carbondale, Colorado 81623

Sources: U.S. EPA, Plug In America

* Payback is w/tax credits, 15,000 miles per year, gas @ \$2.50

Manufacturer			Specifications					Price and tax credits				Range			Charge time, hours			Performance					Comparison to similar gasoline model					
Name	Model	Photo	Built	Type	Seating	EV Type	Battery size (kWh)	Price (before credits)	State tax credit	Federal tax credit	Price after credits	Electric range (EPA est)	Total range elec + gas	Level 1 (120v)	Level 2 (240v)	Level 3 (400+v)	MPGe / (MPG gas in hybrid mode)	Top speed (mph)	Horse power	Torque (lb-ft)	Acceleration (0-60 mph)	Weight	Crash Rating	Comp. gasoline vehicle	Comp. vehicle base price	Comp. vehicle est. MPG gasoline	Est. real-world MPGe for EV	Est. years to pay back purchase price *
Tesla Motors	Model S		USA	4-dr sedan	5		75	\$74,500	\$5,000	\$7,500	\$62,000	259 mi	259	42	6.5	1	95 MPGe	130	259	387	5.9	4,647	5 star	Audi A6	\$45,000	28	95	18.0
Tesla Motors	Model S Performance		USA	4-dr sedan	5		100	\$94,000	\$5,000	\$7,500	\$81,500	335 mi	335	60	8.9	~1 hr	89 MPGe	130	259	485	4.2	4,766	5 star	Audi S6	\$75,000	22	89	5.1
Tesla Motors	Model X		USA	4-dr SUV	7		75	\$79,500	\$5,000	\$7,500	\$67,000	237 mi	237	42	6.5	~1 hr	89 MPGe	155	362	443	6.0	5,271	5 star	Audi Q7	\$54,800	22	89	9.5
Tesla Motors	Model X		USA	4-dr SUV	7		100	\$96,000	\$5,000	\$7,502	\$83,498	295 mi	295	60	6.5	~1 hr	92 MPGe	155	362	443	6.0	5,514	5 star	Audi Q7 Prestige	\$65,400	22	89	14.1
Tesla Motors	Model 3 (long range)		USA	4-dr sedan	5		74	\$50,000	\$5,000	\$7,500	\$37,500	310 mi	310	50	8.9	~1 hr	126 MPGe	140	258	341	5.1	3,814	not yet rated	Audi A5	\$36,000	31	126	1.6
Tesla Motors	Model 3		USA	4-dr sedan	5		50	\$35,000	\$5,000	\$7,500	\$22,500	220 mi	220 mi	35	6	~1 hr	126 MPGe	140	258	341	5.1	3,552	not yet rated	Audi A5	\$36,000	31	126	instant
Nissan	Leaf S40		USA	4-dr hatch	5		40	\$30,875	\$5,000	\$7,500	\$18,375	150mi	150	16	8	0.75	114 MPGe	89	147	236	8.0	3,433	not yet rated	Sentra	\$11,999	38	99	10.5
Hyundai	Sonata		Japan	4-dr sedan	5	PHEV	10	\$35,400	\$5,000	\$4,919	\$25,481	27 mi	600 mi	7	3.3	NA	60 MPGe (40mpg)	130	202	290	9.0	3,497	not yet rated	Sonata	\$21,750	30	60	6.0
Mitsubishi	i-MiEV		Japan	4-dr hatch	4		16	\$22,995	\$5,000	\$7,500	\$10,495	65 mi	65	22.5	7	30min 80%	112 MPGe	80	66	133	9.0	3,329	4 star	Mirage	\$12,995	40	112	instant
Mitsubishi	Outlander		Japan	4 door SUV	7	PHEV	12	\$34,000	\$5,000	\$5,500	\$23,500	33 mi	33 + ??	7	5	30min 80%	74 MPGe	130	197	236	11.0	5,225	5 star	Ford Explorer	\$24,000	25	74	instant
Kia	Optima		Japan	4-dr sedan	5	PHEV	9.8	\$35,210	\$5,000	\$4,919	\$25,291	30 mi	580	7	3.3	NA	103 MPGe (43 mpg)	119	202	276	9.1	3,788	not yet rated	Fusion (4 cyl)	\$23,000	26	103	2.1
Kia	Niro		Japan	4 door SUV	7	PHEV	8.9	\$29,000	\$5,000	\$4,585	\$19,415	26 mi	560	5.5	1.5	NA	105 MPGe	107	139	265	10.4	3,391	not yet rated	Niro	\$23,340	50	105	instant
Ford	Fusion Energi SE		USA	4-dr sedan	5	PHEV	9	\$38,700	\$5,000	\$4,585	\$29,115	25 mi	25 + 620	7	2.5	NA	88 MPGe (38 mpg)	85	195	117	8.0	3,913	5 star	Fusion (4 cyl)	\$23,000	26	55	8.0
Honda	Clarity PHEV		USA	4-dr sedan	5	PHEV	17	\$33,400	\$5,000	\$7,500	\$20,900	47 mi	47 + 300	7	2.5	NA	114 MPGe	100	212	221	7.5	4,052	not yet rated	Clarity	\$23,570	34	110	instant
Chevrolet	Volt		USA	4-dr hatch	4	PHEV	18.4	\$34,095	\$5,000	\$7,500	\$21,595	53 mi	53 + 367	10	4	NA	98 MPGe (40 mpg)	100	149	273	9.0	3,781	5 star	Cruze	\$18,000	27	66	4.4
Chevrolet	Bolt		USA	4-dr hatch	5		60	\$37,500	\$5,000	\$7,500	\$25,000	200 mi	200 mi	42	8.5	~1 hr	100 MPGe	100	200	266	6.9	3,580	not yet rated	Cruze	\$18,000	27	66	8.5
Chrysler	Pacifica		USA	Minivan	7	PHEV	16	\$37,995	\$5,000	\$7,500	\$25,495	30 mi	30 + 456	11	2.6	NA	80 MPGe (24 mpg)	100	287	262	8.5	4,330	5 star	Town and Country	\$27,995	24	40	instant
Toyota	Prius-Prime		Japan	4-dr hatch	5	PHEV	8.8	\$27,100	\$5,000	\$4,085	\$18,015	25 mi	11 + 615	5.5	2.5	NA	133 MPGe (50 mpg)	108	98	153	10.9	3,165	not yet rated	Prius	\$25,000	50	60	instant
Cadillac	CT6		USA	4-dr sedan	4	PHEV	18.4	\$75,095	\$5,000	\$7,500	\$62,595	30 mi	35 + 365	15	5	NA	65MPGe (35 mpg)	150	335	432	5.2	4,065	not yet rated	Cadillac CTS	\$51,695	26	85	10.9
Porsche	Panamera S E-hybrid		Germany	4-dr hatch	4	PHEV	8.8	\$99,600	\$5,000	\$4,585	\$90,015	21 mi	21 +480	3.9	2.5	NA	50 MPGe (25 mpg)	172	462	516	4.4	4,600	5-star	Porsche Panamera S	\$82,800	22	50	7.6
Porsche	Cayenne E-hybrid		Germany	4-dr hatch	5	PHEV	10.8	\$78,700	\$5,000	\$5,335	\$68,365	14 mi	25 + 590	5	3	NA	47 MPGe (27 mpg)	151	416	428	5.6	5,200	5-star	Porsche Cayenne	\$59,600	21	47	8.9
BMW	330e		Germany	4-dr sedan	4	PHEV	7.6	\$44,100	\$5,000	\$4,001	\$35,099	14	14 +350	7	2.5	NA	71 mMPGe	140	180	215	5.9	3,900	not yet rated	BMW 330i	\$33,450	27	71	1.9
BMW	740e		Germany	4-dr sedan	4	PHEV	9.2	\$90,095	\$5,000	\$4,668	\$80,427	14	14 + 336	7	2.75	NA	64 MPGe	130	322	369	5.1	4,740	not yet rated	BMW 740i	\$81,500	23	64	instant
BMW	i3 (REX available)		Germany	4-dr hatch	5		33	\$44,595	\$5,000	\$7,500	\$32,095	114 mi	114 (200 REX)	15	4.5	40 min 80%	138 MPGe (111 mpg)	93	170	184	7.2	2,961	5-star	BMW 2 or 3 series	\$32,000	21	124	0.1

CONTINUED ON BACK SIDE

BMW	i8		Germany	2-dr sports	2	PHEV	7.1	\$136,500	\$5,000	\$3,793	\$127,707	15 mi	15 + 315	7	2.5	NA	76 MPGe (32 mpg)	155	357	420	4.5	3,455	not yet rated	Audi R8	\$115,900	16	76	4.3
BMW	X5 xDrive40e		Germany	4 door SUV	7	PHEV	9.2	\$63,095	\$5,000	\$4,668	\$53,427	14 mi	14 + 526	5	2.75	NA	59 MPGe (24 mpg)	130	308	322	6.2	5,263	not yet rated	BMW X5	\$55,500	22	59	instant
Audi	A3 Sportback E-tron		Germany	4-dr hatch	5	PHEV	8.8	\$37,900	\$5,000	\$4,502	\$28,398	31 mi	31 + 549	5	2.75	NA	98 MPGe (42 mpg)	138	204	243	7.5	3,616	not yet rated	Audi A3	\$34,095	27	98	instant
Mercedes	S550		Germany	4-door	5	PHEV	8.7	\$96,600	\$5,000	\$4,085	\$87,515	20 mi	20 + 430	5	2.75	NA	58 MPGe (26 mpg)	130	436	479	5.2	4,718	5-star	S550	\$95,650	24	58	instant
Mercedes	c350e		Germany	4-door	5	PHEV	6	\$45,490	\$5,000	\$4,000	\$36,490	20 mi	20+ 355	3.5	1.8	NA	53 MPGe	155	275	443	5.9	4,057	not yet rated	MB CLA	\$32,400	24	53	3.2
Mercedes	GLE550e		Germany	4 door SUV	7	PHEV	9	\$66,300	\$5,000	\$4,085	\$57,215	20 mi	20 + 440	5	2.75	NA	44 MPGe (21 mpg)	130	436	479	5.3	5,456	not yet rated	MB GLE550	\$52,500	21	43	3.4
Volvo	XC90 T8		Sweden	4 door SUV	7	PHEV	9.2	\$68,100	\$5,000	\$4,200	\$58,900	18 min	25 + 325	5	2.75	NA	54 MPGe (25 mpg)	130	400	472	5.9	5,059	5-star	XC90	\$45,750	22	54	8.7
Volvo	XC60 T8		Sweden	4 door SUV	7	PHEV	10.4	\$52,900	\$5,000	\$5,050	\$42,850	18 mi	18 + 343	5	2.75	NA	56 MPGe (26 mpg)	130	400	472	4.9	4,822	5-star	XC60	\$41,500	25	56	1.1
Volvo	S90 T8		Sweden	4-door	5	PHEV	10.4	\$63,650	\$5,000	\$5,050	\$53,600	21 mi	21 + 343	5	2.75	NA	71 MPGe (29 mpg)	130	400	472	4.7	4,579	5-star	s90	\$48,100	34	71	6.4
Volvo	S60 T8		Sweden	4-door	5	PHEV	10.4	\$55,045	\$5,000	\$5,050	\$44,995	21 mi	21 +343	5	2.75	NA	71 MPGe (29 mpg)	130	400	472	4.3	3,657	5-star	s60	\$35,800	36	71	11.9
Jaguar	i-pace		Austria	4 door SUV	5		90	\$75,000	\$5,000	\$7,500	\$62,500	200 mi+	200+	5	8	NA	??	150+	400	516	4.0	4,784	Not yet rated	Model X	\$83,498	92	100	instant
Compliance Vehicles (vehicles produced primarily for ZEV states and maybe available on the used market)																												
Fiat	500e		Mexico	2 door hatchback	4		24	\$32,500	\$5,000	\$7,500	\$20,000	87 mi	87 mi	16	4	NA	116 MPGe	85	111	147	8.7	2,980	not yet rated	500	\$16,000	34	116	5.1
Ford	Focus Electric		USA	5-dr hatch	5		33.5	\$35,200	\$5,000	\$7,500	\$22,700	110 mi	110 mi	22	5	0.75	110 MPGe	84	140	181	9.5	3,691	not yet rated	Focus	\$18,000	32	105	5.8
VW	eGolf		Germany	5-dr hatch	5		35.8	\$30,495	\$5,000	\$7,500	\$17,995	124 m	124 mi	24	5	1	119 MPGe	85	134	214	8.5		not yet rated	Golf	\$21,000	30	119	instant
Kia	Soul		Korea	5-dr hatch	5		30.5	\$33,145	\$5,000	\$7,500	\$20,645	110 mi	110 mi	22	5	0.75	91 MPGe	85	109	210	9.7	3,427	not yet rated	Soul	\$16,490	28	91	4.5
Hyundai	IoniQ EV		Korea	4-dr sedan	5		28	\$29,500	\$5,000	\$7,500	\$17,000	124 mi	124 mi	22	5	0.5	136 MPGe	116	118	218	8.9	3,164	not yet rated	Ion	\$22,200	59	136	instant
Hyundai	IoniQ Plug in Hybrid		Korea	4-dr sedan	5	PHEV	8.9	\$24,950	\$5,000	\$4,085	\$15,865	29mi	29 + 362 mi	5	2.75	NA	119 MPGe (52 mpg)	130	139	234	8.9	3,422	not yet rated	Ioniq hybrid	\$22,200	59	136	instant
Subaru	Crosstek plug in		Japan	4-dr sedan	5	PHEV	8.8	\$29,500	\$5,000	\$4,085	\$20,415	20 mi	20 + 300 mi (estimate)	5.5	2.5	NA	133 MPGe (54 mpg)	108	98	153	10.9	TBD	not yet rated	Crosstek Hybrid	\$21,895	32	133	instant
Hyundai	Kona		Japan	4-dr SUV	5		64	\$37,000	\$5,000	\$7,500	\$24,500	258 mi	258 mi	42	8.5	~1 hr	120	130	204	290	6.5	3,307	not yet rated	Kona	\$19,500	29	120	5.1