

Garfield Clean Energy
Balance Sheet
As of December 31, 2017

Accrual Basis

Dec 31, 17

ASSETS

Current Assets

Checking/Savings

103 · Alpine Bank (4668)

38,201.44

Total Checking/Savings

38,201.44

Accounts Receivable

110 · Accounts Receivable

2,695.60

Total Accounts Receivable

2,695.60

Other Current Assets

120 · Undeposited Funds

250.00

Total Other Current Assets

250.00

Total Current Assets

41,147.04

TOTAL ASSETS

41,147.04

LIABILITIES & EQUITY

Liabilities

Current Liabilities

Accounts Payable

200 · Accounts Payable

15,804.67

Total Accounts Payable

15,804.67

Total Current Liabilities

15,804.67

Total Liabilities

15,804.67

Equity

320 · Retained Earnings

28,078.80

Net Income

-2,736.43

Total Equity

25,342.37

TOTAL LIABILITIES & EQUITY

41,147.04

Garfield Clean Energy Prior Month Paid Bills

Type	Date	Num	Name	Clr	Credit
103 - Alpine Bank (4668)					
Bill Pmt -Check	12/07/2017	C87	Balanced Bookkeepi...	X	486.25
Bill Pmt -Check	12/07/2017	C88	Clean Energy Econo...	X	13,723.80
Bill Pmt -Check	12/07/2017	C89	Utility Management ...	X	1,225.75
Total 103 - Alpine Bank (4668)					15,435.80
TOTAL					15,435.80

Garfield Clean Energy
A/R Aging Summary
As of December 31, 2017

	Current	1 - 30	31 - 60	61 - 90	> 90	TOTAL
Town of Parachute	0.00	0.00	0.00	0.00	1,500.00	1,500.00
Town of Silt	0.00	0.00	0.00	0.00	250.00	250.00
Xcel Energy	89.60	0.00	0.00	856.00	0.00	945.60
TOTAL	<u>89.60</u>	<u>0.00</u>	<u>0.00</u>	<u>856.00</u>	<u>1,750.00</u>	<u>2,695.60</u>

Garfield Clean Energy P&L Budget vs. Actual January through December 2017

		Jan - Dec 17	Budget	\$ Over Budget	% of Budget
Income					
3000 - Partnership Funding					
	3100 - Garfield County	150,000.00	150,000.00	0.00	100.0%
	3200 - Parachute	1,500.00	1,500.00	0.00	100.0%
	3300 - Rifle	3,000.00	3,000.00	0.00	100.0%
	3400 - Silt	500.00	3,000.00	-2,500.00	16.67%
	3500 - New Castle	17,500.00	17,500.00	0.00	100.0%
	3600 - Glenwood Springs	45,000.00	45,000.00	0.00	100.0%
	3700 - Carbondale	25,000.00	25,000.00	0.00	100.0%
	3800 - Colorado Mountain College	35,000.00	35,000.00	0.00	100.0%
	4100 - Library District	0.00	0.00	0.00	0.0%
	4200 - RFTA	25,000.00	25,000.00	0.00	100.0%
5000 - Contributions From Others					
	5100 - Community Partners	1,491.60	0.00	1,491.60	100.0%
	5200 - Sponsorships	100.00	0.00	100.00	100.0%
	5300 - Grants	0.00	0.00	0.00	0.0%
	Total 5000 - Contributions From Others	1,591.60	0.00	1,591.60	100.0%
	Total 3000 - Partnership Funding	304,091.60	305,000.00	-908.40	99.7%
Total Income					
		304,091.60	305,000.00	-908.40	99.7%
Gross Profit					
		304,091.60	305,000.00	-908.40	99.7%
Expense					
Countywide Energy Dev Program					
10000 - Commercial Sector					
	11000 - Energy Coaching	35,842.00	35,000.00	842.00	102.41%
	12000 - Outreach/Educ/Training/Website	12,165.29	12,000.00	165.29	101.38%
	Total 10000 - Commercial Sector	48,007.29	47,000.00	1,007.29	102.14%
20000 - Residential Sector					
	21000 - Energy Coaching	39,269.31	40,000.00	-730.69	98.17%
	21100 - Energy Coach-Home Energy Prog	20,934.72	20,000.00	934.72	104.67%
	22000 - Outreach/Educ/Training/Website	12,005.27	12,000.00	5.27	100.04%
	22100 - CEO Green MLS	0.00	0.00	0.00	0.0%
	Total 20000 - Residential Sector	72,209.30	72,000.00	209.30	100.29%
	Total Countywide Energy Dev Program	120,216.59	119,000.00	1,216.59	101.02%
Credit Reserve Expenses					
	1001 - Credit Reserve Fund Expenses	186.40	1,000.00	-813.60	18.64%
	Total Credit Reserve Expenses	186.40	1,000.00	-813.60	18.64%
30000 - Petroleum Independence Project					
	31000 - Active Transportation & Transit	14,994.35	15,000.00	-5.65	99.96%
32000 - Efficient Vehicles/Fleets					
	32200 - Efficient Vehicles/Alt Fuels	4,993.00	5,000.00	-7.00	99.86%
	Total 32000 - Efficient Vehicles/Fleets	4,993.00	5,000.00	-7.00	99.86%
33000 - Alternative Fuels					
	33100 - WS CNG Network	3,892.80	5,000.00	-1,107.20	77.86%
	Total 33000 - Alternative Fuels	3,892.80	5,000.00	-1,107.20	77.86%
	Total 30000 - Petroleum Independence Project	23,880.15	25,000.00	-1,119.85	95.52%
40000 - Renewable Energy					
	41000 - Technical assistance & Educatn	9,947.20	10,000.00	-52.80	99.47%
	Total 40000 - Renewable Energy	9,947.20	10,000.00	-52.80	99.47%
50000 - Government Facilities					
	51000 - Energy Data Mgt/Bldg eny navig	26,117.30	25,000.00	1,117.30	104.47%
	52000 - Active Energy Mgt Coaching	28,623.10	30,000.00	-1,376.90	95.41%
	Total 50000 - Government Facilities	54,740.40	55,000.00	-259.60	99.53%
60000 - Special Projects					
	61000 - Energy Inventory	0.00	0.00	0.00	0.0%
	61100 - Goal 4 Implementation	11,939.20	10,000.00	1,939.20	119.39%
	61200 - Develop Local Energy Resources	7,849.60	8,000.00	-150.40	98.12%

Garfield Clean Energy P&L Budget vs. Actual January through December 2017

	Jan - Dec 17	Budget	\$ Over Budget	% of Budget
61300 · Prtnrs in Energy Implementation	1,491.60			
Total 60000 · Special Projects	21,280.40	18,000.00	3,280.40	118.22%
90000 · Countywide GCE Partnership Svc				
91000 · Proj mgmt/plan/report/mtgs/budg				
91000.1 · Audit/Financial review	4,550.00	4,550.00	0.00	100.0%
91000.2 · CIRSA liability Insurance	1,868.00	2,100.00	-232.00	88.95%
91000 · Proj mgmt/plan/report/mtgs/budg - Other	63,465.09	63,000.00	465.09	100.74%
Total 91000 · Proj mgmt/plan/report/mtgs/budg	69,883.09	69,650.00	233.09	100.34%
92000 · Legal Services	317.00	3,000.00	-2,683.00	10.57%
93000 · Accounting/Bookkeeping	6,376.80	7,000.00	-623.20	91.1%
95000 · Contingency	0.00	3,000.00	-3,000.00	0.0%
Total 90000 · Countywide GCE Partnership Svc	76,576.89	82,650.00	-6,073.11	92.65%
Total Expense	306,828.03	310,650.00	-3,821.97	98.77%
Net Income	-2,736.43	-5,650.00	2,913.57	48.43%

Garfield Clean Energy
Income vs Expenses by fund
December 2017

Accrual Basis

	GCE	TOTAL
Income		
3000 · Partnership Funding		
5000 · Contributions From Others		
5100 · Community Partners	89.60	89.60
Total 5000 · Contributions From Others	<u>89.60</u>	<u>89.60</u>
Total 3000 · Partnership Funding	<u>89.60</u>	<u>89.60</u>
Total Income	<u>89.60</u>	<u>89.60</u>
Gross Profit	89.60	89.60
Expense		
Countywide Energy Dev Program		
10000 · Commercial Sector		
11000 · Energy Coaching	662.40	662.40
12000 · Outreach/Educ/Training/Website	10.40	10.40
Total 10000 · Commercial Sector	<u>672.80</u>	<u>672.80</u>
20000 · Residential Sector		
21000 · Energy Coaching	2,393.11	2,393.11
21100 · Energy Coach-Home Energy Prog	262.40	262.40
Total 20000 · Residential Sector	<u>2,655.51</u>	<u>2,655.51</u>
Total Countywide Energy Dev Program	3,328.31	3,328.31
30000 · Petroleum Independence Project		
31000 · Active Transportation & Transit	2,124.67	2,124.67
33000 · Alternative Fuels		
33100 · WS CNG Network	120.00	120.00
Total 33000 · Alternative Fuels	<u>120.00</u>	<u>120.00</u>
Total 30000 · Petroleum Independence Project	2,244.67	2,244.67
50000 · Government Facilities		
51000 · Energy Data Mgt/Bldg eny navig	1,984.00	1,984.00
52000 · Active Energy Mgt Coaching	1,637.60	1,637.60
Total 50000 · Government Facilities	<u>3,621.60</u>	<u>3,621.60</u>
60000 · Special Projects		
61100 · Goal 4 Implementation	2,060.00	2,060.00
61300 · Prtnrs in Energy Implementation	89.60	89.60
Total 60000 · Special Projects	<u>2,149.60</u>	<u>2,149.60</u>
90000 · Countywide GCE Partnership Svc		
91000 · Proj mgmt/plan/report/mtgs/budg	3,972.99	3,972.99
93000 · Accounting/Bookkeeping	487.50	487.50
Total 90000 · Countywide GCE Partnership Svc	<u>4,460.49</u>	<u>4,460.49</u>
Total Expense	<u>15,804.67</u>	<u>15,804.67</u>
Net Income	<u><u>-15,715.07</u></u>	<u><u>-15,715.07</u></u>

LENDER STATEMENT OF ACCOUNT

COMPANY

Funding Partners
 330 South College Avenue
 Suite 400
 Fort Collins CO 80524
 (970) 494-2021

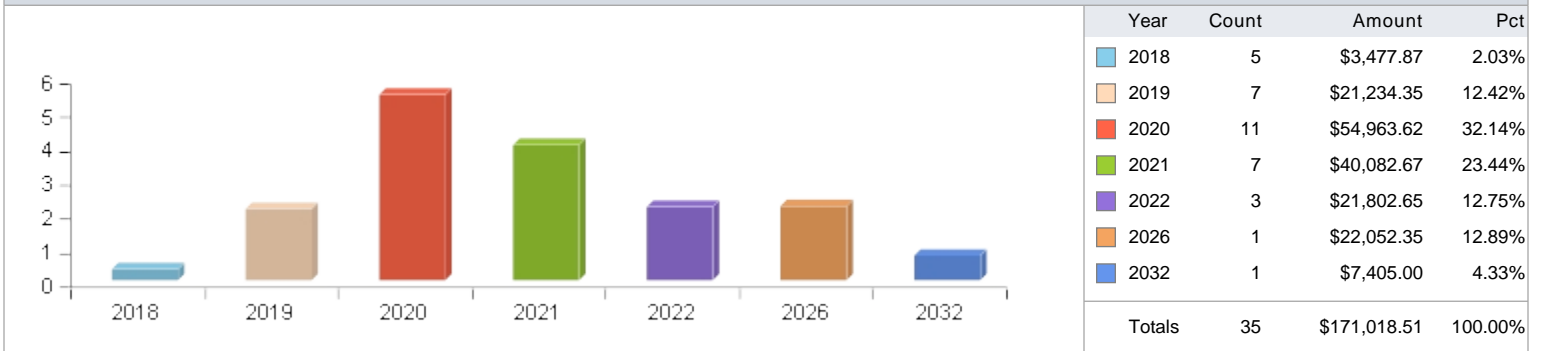
ACCOUNT NO	3239
STATEMENT DATE	12/11/2017
STATEMENT PERIOD	11/1/2017 - 11/30/2017
PORTFOLIO BALANCE	\$171,018.51
PORTFOLIO YIELD	2.3128%
INTEREST PAID IN 2017	\$3,953.06
TRUST BALANCE	\$0.00

LENDER

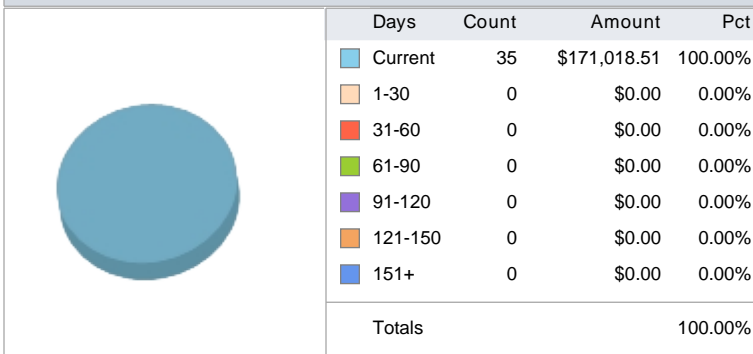
EnergySmart Partners as agent for Garfield Clean Energy
 330 S. College Avenue
 Suite 400
 Fort Collins CO 80524

Please advise us immediately of any discrepancies in the transactions or investment activity on your statement of account or if you contemplate changing your address. When making inquiries by telephone or in writing please give your account number. We urge you to keep this statement with your investment records.

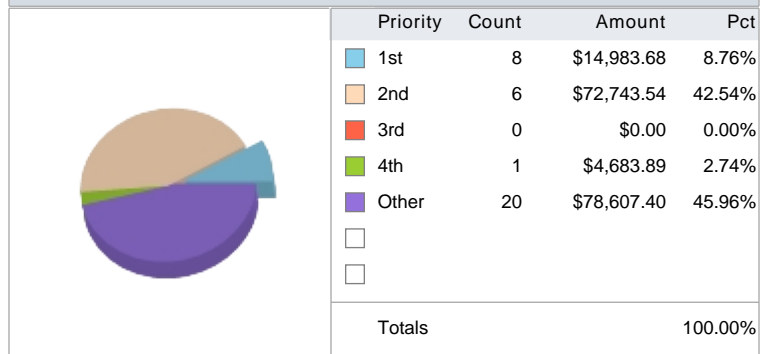
LOAN DISTRIBUTION BY MATURITY



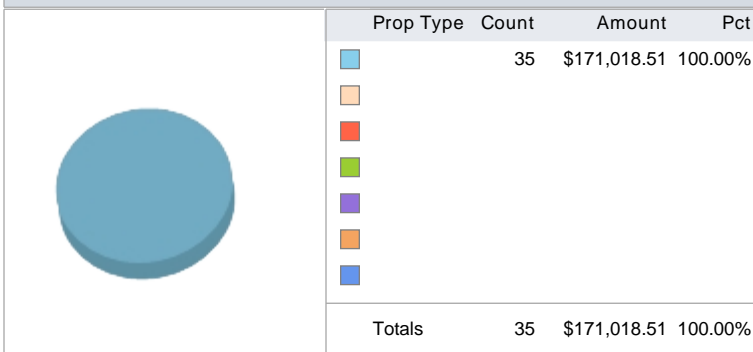
LOAN AGING



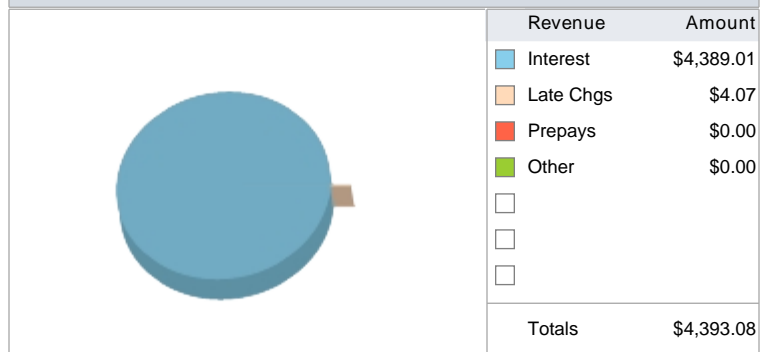
LOAN DISTRIBUTION BY PRIORITY



LOAN DISTRIBUTION BY PROPERTY TYPE



REVENUE: LAST TWELVE MONTHS



INVESTMENT PORTFOLIO AS OF 11/30/2017

Loan Account	Borrower Name	Pct Owned	Interest Rate	Maturity Date	Term Left	Next Payment	Regular Payment	Loan Balance
ESC140103	Names Redacted	100.000%	3.750%	6/5/2021	43	12/5/2017	\$101.42	\$3,944.33
ESC140106		100.000%	1.750%	3/5/2019	16	12/5/2017	\$304.87	\$4,639.43
ESP121121		100.000%	1.750%	1/5/2018	2	12/5/2017	\$130.42	\$380.49
ESP121201		100.000%	3.750%	2/5/2020	27	12/5/2017	\$72.58	\$1,825.53
ESP121204		100.000%	1.750%	3/5/2018	4	12/5/2017	\$136.73	\$555.32
ESP130103		100.000%	1.750%	4/5/2018	5	12/5/2017	\$187.54	\$939.45
ESP130105		100.000%	1.750%	3/5/2018	4	12/5/2017	\$257.08	\$1,040.47
ESP130404		100.000%	4.750%	6/5/2018	7	12/5/2017	\$86.12	\$562.14
ESP140403		100.000%	1.750%	6/5/2021	43	12/5/2017	\$81.05	\$3,268.14
ESP140404		100.000%	1.750%	6/5/2019	19	1/5/2018	\$100.12	\$1,750.94
ESP140428		100.000%	1.750%	7/5/2019	20	12/5/2017	\$81.71	\$1,583.08
ESP140514		100.000%	2.750%	9/5/2021	46	12/5/2017	\$121.40	\$5,124.29
ESP140623		100.000%	1.750%	9/5/2019	22	12/5/2017	\$212.98	\$4,516.99
ESP140701		100.000%	1.750%	9/5/2019	22	12/5/2017	\$218.82	\$4,649.04
ESP140802		100.000%	1.750%	10/5/2019	23	12/5/2017	\$274.54	\$1,945.12
ESP140902		100.000%	1.750%	12/5/2019	25	12/5/2017	\$88.94	\$2,149.75
ESP141101		100.000%	1.750%	1/5/2020	26	12/5/2017	\$126.79	\$3,171.42
ESP150301		100.000%	1.750%	8/11/2020	33	1/5/2018	\$207.25	\$6,510.80
ESP150307		100.000%	1.750%	6/5/2020	31	12/5/2017	\$148.72	\$4,407.16
ESP150319		100.000%	1.750%	5/5/2020	30	12/5/2017	\$92.30	\$2,646.70
ESP150629		100.000%	1.750%	9/5/2020	34	12/5/2017	\$457.60	\$14,743.04
ESP150714		100.000%	1.750%	8/5/2020	33	12/5/2017	\$167.26	\$5,403.17
ESP150723		100.000%	1.750%	10/5/2020	35	12/5/2017	\$274.54	\$9,096.26
ESP150811		100.000%	2.750%	11/5/2020	36	12/5/2017	\$24.34	\$663.94
ESP150903		100.000%	1.750%	10/5/2020	35	12/5/2017	\$168.30	\$5,576.44
ESP151108		100.000%	1.750%	4/5/2021	41	12/5/2017	\$457.60	\$17,563.42
ESP151115		100.000%	4.750%	12/1/2020	37	12/5/2017	\$27.62	\$919.16
ESP151209		100.000%	4.250%	4/5/2026	101	12/5/2017	\$280.70	\$22,052.35
ESP160305		100.000%	1.750%	7/5/2021	44	12/5/2017	\$113.85	\$4,683.89
ESP160310		100.000%	1.750%	6/5/2021	43	12/5/2017	\$56.65	\$2,275.28
ESP160613		100.000%	2.750%	9/5/2021	46	12/5/2017	\$81.49	\$3,223.32
ESP170108		100.000%	4.750%	4/5/2022	53	12/5/2017	\$147.63	\$6,768.82
ESP170610	100.000%	1.750%	8/5/2022	57	12/5/2017	\$120.07	\$6,256.69	
ESP170611	100.000%	2.750%	9/5/2022	58	12/5/2017	\$169.83	\$8,777.14	
ESP171009	100.000%	0.000%	10/29/2032	179	1/5/2018	\$0.00	\$7,405.00	
Current Portfolio Yield: 2.313%							\$5,578.86	\$171,018.51

FUNDING ACTIVITY

Transaction Date	Reference	Loan Account	Borrower Name	Amount Funded
11/27/2017	FEE	ESP171009	Names Redacted	\$150.00
11/27/2017	ACH	ESP171009		\$7,255.00
				\$7,405.00
				\$7,405.00

ACCOUNT ACTIVITY

Transaction Date	Check# or Reference	Loan Account	Transaction Amount	Distribution					
				Serv. Fees	Interest	Principal	Charges	Other	Trust
11/2/2017	24	ESC140103	\$94.57	\$0.00	\$12.84	\$81.73	\$0.00	\$0.00	\$0.00
11/30/2017	21	ESC140103	\$94.71	\$0.00	\$12.58	\$82.13	\$0.00	\$0.00	\$0.00
			\$189.28	\$0.00	\$25.42	\$163.86	\$0.00	\$0.00	\$0.00
11/2/2017	24	ESC140106	\$296.18	\$0.00	\$7.61	\$288.57	\$0.00	\$0.00	\$0.00
11/30/2017	21	ESC140106	\$296.66	\$0.00	\$7.19	\$289.47	\$0.00	\$0.00	\$0.00
			\$592.84	\$0.00	\$14.80	\$578.04	\$0.00	\$0.00	\$0.00
11/2/2017	24	ESP121121	\$129.36	\$0.00	\$0.93	\$128.43	\$0.00	\$0.00	\$0.00
11/30/2017	21	ESP121121	\$129.57	\$0.00	\$0.74	\$128.83	\$0.00	\$0.00	\$0.00
			\$258.93	\$0.00	\$1.67	\$257.26	\$0.00	\$0.00	\$0.00
11/2/2017	24	ESP121201	\$69.33	\$0.00	\$6.10	\$63.23	\$0.00	\$0.00	\$0.00
11/30/2017	21	ESP121201	\$69.43	\$0.00	\$5.90	\$63.53	\$0.00	\$0.00	\$0.00

			\$138.76	\$0.00	\$12.00	\$126.76	\$0.00	\$0.00	\$0.00
11/2/2017	24	ESP121204	\$135.35	\$0.00	\$1.20	\$134.15	\$0.00	\$0.00	\$0.00
11/30/2017	21	ESP121204	\$135.58	\$0.00	\$1.01	\$134.57	\$0.00	\$0.00	\$0.00
			\$270.93	\$0.00	\$2.21	\$268.72	\$0.00	\$0.00	\$0.00
11/2/2017	24	ESP130103	\$185.36	\$0.00	\$1.90	\$183.46	\$0.00	\$0.00	\$0.00
11/30/2017	21	ESP130103	\$185.67	\$0.00	\$1.64	\$184.03	\$0.00	\$0.00	\$0.00
			\$371.03	\$0.00	\$3.54	\$367.49	\$0.00	\$0.00	\$0.00
11/2/2017	24	ESP130105	\$254.50	\$0.00	\$2.25	\$252.25	\$0.00	\$0.00	\$0.00
11/30/2017	21	ESP130105	\$254.93	\$0.00	\$1.89	\$253.04	\$0.00	\$0.00	\$0.00
			\$509.43	\$0.00	\$4.14	\$505.29	\$0.00	\$0.00	\$0.00
11/2/2017	24	ESP130404	\$84.91	\$0.00	\$2.88	\$82.03	\$0.00	\$0.00	\$0.00
11/30/2017	21	ESP130404	\$85.04	\$0.00	\$2.55	\$82.49	\$0.00	\$0.00	\$0.00
			\$169.95	\$0.00	\$5.43	\$164.52	\$0.00	\$0.00	\$0.00
11/2/2017	24	ESP140403	\$75.37	\$0.00	\$4.97	\$70.40	\$0.00	\$0.00	\$0.00
11/30/2017	21	ESP140403	\$75.49	\$0.00	\$4.87	\$70.62	\$0.00	\$0.00	\$0.00
			\$150.86	\$0.00	\$9.84	\$141.02	\$0.00	\$0.00	\$0.00
11/2/2017	24	ESP140404	\$96.89	\$0.00	\$2.83	\$94.06	\$0.00	\$0.00	\$0.00
11/30/2017	21	ESP140404	\$97.04	\$0.00	\$2.69	\$94.35	\$0.00	\$0.00	\$0.00
			\$193.93	\$0.00	\$5.52	\$188.41	\$0.00	\$0.00	\$0.00
11/2/2017	24	ESP140428	\$78.82	\$0.00	\$2.53	\$76.29	\$0.00	\$0.00	\$0.00
11/30/2017	21	ESP140428	\$78.94	\$0.00	\$2.42	\$76.52	\$0.00	\$0.00	\$0.00
			\$157.76	\$0.00	\$4.95	\$152.81	\$0.00	\$0.00	\$0.00
11/2/2017	24	ESP140514	\$112.52	\$0.00	\$12.20	\$100.32	\$0.00	\$0.00	\$0.00
11/30/2017	21	ESP140514	\$112.69	\$0.00	\$11.97	\$100.72	\$0.00	\$0.00	\$0.00
			\$225.21	\$0.00	\$24.17	\$201.04	\$0.00	\$0.00	\$0.00
11/2/2017	24	ESP140623	\$204.79	\$0.00	\$7.16	\$197.63	\$0.00	\$0.00	\$0.00
11/30/2017	21	ESP140623	\$205.12	\$0.00	\$6.88	\$198.24	\$0.00	\$0.00	\$0.00
			\$409.91	\$0.00	\$14.04	\$395.87	\$0.00	\$0.00	\$0.00
11/2/2017	24	ESP140701	\$210.39	\$0.00	\$7.37	\$203.02	\$0.00	\$0.00	\$0.00
11/30/2017	21	ESP140701	\$210.73	\$0.00	\$7.07	\$203.66	\$0.00	\$0.00	\$0.00
			\$421.12	\$0.00	\$14.44	\$406.68	\$0.00	\$0.00	\$0.00
11/2/2017	24	ESP140802	\$270.41	\$0.00	\$3.62	\$266.79	\$0.00	\$0.00	\$0.00
11/30/2017	21	ESP140802	\$270.85	\$0.00	\$3.22	\$267.63	\$0.00	\$0.00	\$0.00
			\$541.26	\$0.00	\$6.84	\$534.42	\$0.00	\$0.00	\$0.00
11/2/2017	24	ESP140902	\$85.08	\$0.00	\$3.37	\$81.71	\$0.00	\$0.00	\$0.00
11/30/2017	21	ESP140902	\$85.22	\$0.00	\$3.25	\$81.97	\$0.00	\$0.00	\$0.00
			\$170.30	\$0.00	\$6.62	\$163.68	\$0.00	\$0.00	\$0.00
11/2/2017	24	ESP141101	\$121.12	\$0.00	\$4.97	\$116.15	\$0.00	\$0.00	\$0.00
11/30/2017	21	ESP141101	\$121.31	\$0.00	\$4.79	\$116.52	\$0.00	\$0.00	\$0.00
			\$242.43	\$0.00	\$9.76	\$232.67	\$0.00	\$0.00	\$0.00
11/2/2017	24	ESP141112	\$46.77	\$0.00	\$1.92	\$44.85	\$0.00	\$0.00	\$0.00
11/30/2017	21	ESP141112	\$1,271.07	\$0.00	\$1.28	\$1,269.79	\$0.00	\$0.00	\$0.00
			\$1,317.84	\$0.00	\$3.20	\$1,314.64	\$0.00	\$0.00	\$0.00
11/2/2017	24	ESP1411120	\$132.46	\$0.00	\$8.71	\$123.75	\$0.00	\$0.00	\$0.00
11/30/2017	21	ESP1411120	\$3,683.87	\$0.00	\$5.82	\$3,678.05	\$0.00	\$0.00	\$0.00
			\$3,816.33	\$0.00	\$14.53	\$3,801.80	\$0.00	\$0.00	\$0.00
11/2/2017	24	ESP150301	\$195.78	\$0.00	\$10.04	\$185.74	\$0.00	\$0.00	\$0.00
11/30/2017	21	ESP150301	\$196.09	\$0.00	\$9.77	\$186.32	\$0.00	\$0.00	\$0.00

			\$391.87	\$0.00	\$19.81	\$372.06	\$0.00	\$0.00	\$0.00
11/2/2017	24	ESP150307	\$140.93	\$0.00	\$6.82	\$134.11	\$0.00	\$0.00	\$0.00
11/30/2017	21	ESP150307	\$141.15	\$0.00	\$6.62	\$134.53	\$0.00	\$0.00	\$0.00
			\$282.08	\$0.00	\$13.44	\$268.64	\$0.00	\$0.00	\$0.00
11/2/2017	24	ESP150319	\$87.61	\$0.00	\$4.10	\$83.51	\$0.00	\$0.00	\$0.00
11/30/2017	21	ESP150319	\$87.75	\$0.00	\$3.98	\$83.77	\$0.00	\$0.00	\$0.00
			\$175.36	\$0.00	\$8.08	\$167.28	\$0.00	\$0.00	\$0.00
11/2/2017	24	ESP150629	\$431.66	\$0.00	\$22.69	\$408.97	\$0.00	\$0.00	\$0.00
11/30/2017	21	ESP150629	\$432.35	\$0.00	\$22.10	\$410.25	\$0.00	\$0.00	\$0.00
			\$864.01	\$0.00	\$44.79	\$819.22	\$0.00	\$0.00	\$0.00
11/2/2017	24	ESP150714	\$157.76	\$0.00	\$8.32	\$149.44	\$0.00	\$0.00	\$0.00
11/30/2017	21	ESP150714	\$158.01	\$0.00	\$8.10	\$149.91	\$0.00	\$0.00	\$0.00
			\$315.77	\$0.00	\$16.42	\$299.35	\$0.00	\$0.00	\$0.00
11/2/2017	24	ESP150723	\$258.56	\$0.00	\$13.98	\$244.58	\$0.00	\$0.00	\$0.00
11/30/2017	21	ESP150723	\$258.97	\$0.00	\$13.62	\$245.35	\$0.00	\$0.00	\$0.00
			\$517.53	\$0.00	\$27.60	\$489.93	\$0.00	\$0.00	\$0.00
11/2/2017	24	ESP150811	\$43.17	\$0.00	\$1.62	\$41.55	\$0.00	\$0.00	\$0.00
			\$43.17	\$0.00	\$1.62	\$41.55	\$0.00	\$0.00	\$0.00
11/2/2017	24	ESP150903	\$158.51	\$0.00	\$8.57	\$149.94	\$0.00	\$0.00	\$0.00
11/30/2017	21	ESP150903	\$158.75	\$0.00	\$8.35	\$150.40	\$0.00	\$0.00	\$0.00
			\$317.26	\$0.00	\$16.92	\$300.34	\$0.00	\$0.00	\$0.00
11/2/2017	24	ESP151108	\$426.99	\$0.00	\$26.78	\$400.21	\$0.00	\$0.00	\$0.00
11/30/2017	21	ESP151108	\$427.66	\$0.00	\$26.20	\$401.46	\$0.00	\$0.00	\$0.00
			\$854.65	\$0.00	\$52.98	\$801.67	\$0.00	\$0.00	\$0.00
11/2/2017	24	ESP151115	\$26.01	\$0.00	\$3.81	\$22.20	\$0.00	\$0.00	\$0.00
11/30/2017	21	ESP151115	\$26.05	\$0.00	\$3.73	\$22.32	\$0.00	\$0.00	\$0.00
			\$52.06	\$0.00	\$7.54	\$44.52	\$0.00	\$0.00	\$0.00
11/2/2017	24	ESP151209	\$243.40	\$0.00	\$79.27	\$164.13	\$0.00	\$0.00	\$0.00
11/30/2017	21	ESP151209	\$243.67	\$0.00	\$78.69	\$164.98	\$0.00	\$0.00	\$0.00
			\$487.07	\$0.00	\$157.96	\$329.11	\$0.00	\$0.00	\$0.00
11/2/2017	24	ESP160305	\$105.72	\$0.00	\$7.12	\$98.60	\$0.00	\$0.00	\$0.00
11/30/2017	21	ESP160305	\$105.88	\$0.00	\$6.98	\$98.90	\$0.00	\$0.00	\$0.00
			\$211.60	\$0.00	\$14.10	\$197.50	\$0.00	\$0.00	\$0.00
11/2/2017	24	ESP160310	\$52.69	\$0.00	\$3.46	\$49.23	\$0.00	\$0.00	\$0.00
11/30/2017	21	ESP160310	\$52.78	\$0.00	\$3.39	\$49.39	\$0.00	\$0.00	\$0.00
			\$105.47	\$0.00	\$6.85	\$98.62	\$0.00	\$0.00	\$0.00
11/2/2017	24	ESP160613	\$75.67	\$0.00	\$8.01	\$67.66	\$0.00	\$0.00	\$0.00
11/30/2017	21	ESP160613	\$75.78	\$0.00	\$7.86	\$67.92	\$0.00	\$0.00	\$0.00
11/30/2017	21	ESP160613	\$75.78	\$0.00	\$7.86	\$63.85	\$0.00	\$4.07	\$0.00
11/30/2017	21	ESP160613	\$79.96	\$0.00	\$7.71	\$72.25	\$0.00	\$0.00	\$0.00
			\$307.19	\$0.00	\$31.44	\$271.68	\$0.00	\$4.07	\$0.00
11/2/2017	24	ESP170108	\$135.99	\$0.00	\$27.66	\$108.33	\$0.00	\$0.00	\$0.00
11/30/2017	21	ESP170108	\$136.17	\$0.00	\$27.23	\$108.94	\$0.00	\$0.00	\$0.00
			\$272.16	\$0.00	\$54.89	\$217.27	\$0.00	\$0.00	\$0.00
11/2/2017	24	ESP170610	\$103.22	\$0.00	\$0.00	\$103.22	\$0.00	\$0.00	\$0.00
11/2/2017	24	ESP170610	\$7.86	\$0.00	\$7.86	\$0.00	\$0.00	\$0.00	\$0.00
11/2/2017	24	ESP170610	\$109.31	\$0.00	\$9.42	\$99.89	\$0.00	\$0.00	\$0.00
11/30/2017	21	ESP170610	\$109.47	\$0.00	\$9.27	\$100.20	\$0.00	\$0.00	\$0.00
			\$329.86	\$0.00	\$26.55	\$303.31	\$0.00	\$0.00	\$0.00

ACCOUNT ACTIVITY

Transaction Date	Check# or Reference	Loan Account	Transaction Amount	Distribution					
				Serv. Fees	Interest	Principal	Charges	Other	Trust
11/2/2017	24	ESP170611	\$0.26	\$0.00	\$0.26	\$0.00	\$0.00	\$0.00	\$0.00
11/2/2017	24	ESP170611	\$142.73	\$0.00	\$0.00	\$142.73	\$0.00	\$0.00	\$0.00
11/2/2017	24	ESP170611	\$7.83	\$0.00	\$7.83	\$0.00	\$0.00	\$0.00	\$0.00
11/2/2017	24	ESP170611	\$7.60	\$0.00	\$7.60	\$0.00	\$0.00	\$0.00	\$0.00
11/30/2017	21	ESP170611	\$154.98	\$0.00	\$20.43	\$134.55	\$0.00	\$0.00	\$0.00
			\$313.40	\$0.00	\$36.12	\$277.28	\$0.00	\$0.00	\$0.00
			\$15,988.61	\$0.00	\$720.23	\$15,264.31	\$0.00	\$4.07	\$0.00

⚡ = Electronic Payment

TRUST ACCOUNT ACTIVITY

Transaction Date	Check# or Reference	From Whom Received or To Whom Paid	Description / Memo	Amount Paid Out	Amount Received	Daily Balance
			Balance Forward			\$10,558.38
11/2/2017	23	EnergySmart Partners as agent for Garfield Clean Energy	--- Void ---		\$0.00	\$10,558.38
11/2/2017	24	EnergySmart Partners as agent for Garfield Clean Energy	Lender Check	\$5,603.44		\$4,954.94
11/6/2017	ACH	Names Redacted	Borrower Payment		\$75.49	\$5,030.43
11/6/2017	ACH		Borrower Payment		\$243.67	\$5,274.10
11/6/2017	ACH		Borrower Payment		\$254.93	\$5,529.03
11/6/2017	ACH		Borrower Payment		\$196.09	\$5,725.12
11/6/2017	ACH		Borrower Payment		\$97.04	\$5,822.16
11/6/2017	ACH		Borrower Payment		\$427.66	\$6,249.82
11/6/2017	ACH		Borrower Payment		\$109.47	\$6,359.29
11/6/2017	ACH		Borrower Payment		\$26.05	\$6,385.34
11/6/2017	ACH		Borrower Payment		\$52.78	\$6,438.12
11/6/2017	ACH		Borrower Payment		\$136.17	\$6,574.29
11/6/2017	ACH		Borrower Payment		\$105.88	\$6,680.17
11/6/2017	ACH		Borrower Payment		\$94.71	\$6,774.88
11/6/2017	ACH		Borrower Payment		\$185.67	\$6,960.55
11/6/2017	ACH		Borrower Payment		\$205.12	\$7,165.67
11/6/2017	ACH		Borrower Payment		\$270.85	\$7,436.52
11/6/2017	ACH		Borrower Payment		\$210.73	\$7,647.25
11/6/2017	ACH		Borrower Payment		\$154.98	\$7,802.23
11/6/2017	ACH		Borrower Payment		\$158.75	\$7,960.98
11/6/2017	ACH		Borrower Payment		\$78.94	\$8,039.92
11/6/2017	ACH		Borrower Payment		\$135.58	\$8,175.50
11/6/2017	ACH		Borrower Payment		\$296.66	\$8,472.16
11/6/2017	ACH		Borrower Payment		\$432.35	\$8,904.51
11/6/2017	ACH		Borrower Payment		\$85.22	\$8,989.73
11/6/2017	ACH		Borrower Payment		\$112.69	\$9,102.42
11/6/2017	ACH		Borrower Payment		\$141.15	\$9,243.57
11/6/2017	ACH		Borrower Payment		\$129.57	\$9,373.14
11/6/2017	ACH		Borrower Payment		\$87.75	\$9,460.89
11/6/2017	ACH		Borrower Payment		\$75.78	\$9,536.67
11/6/2017	ACH	Borrower Payment		\$69.43	\$9,606.10	
11/6/2017	ACH	Borrower Payment		\$258.97	\$9,865.07	
11/6/2017	ACH	Borrower Payment		\$158.01	\$10,023.08	
11/6/2017	ACH	Borrower Payment		\$121.31	\$10,144.39	
11/6/2017	ACH	Borrower Payment		\$85.04	\$10,229.43	
11/28/2017	49603824	Borrower Payment		\$75.78	\$10,305.21	
11/28/2017	49603824	Borrower Payment		\$79.96	\$10,385.17	
11/30/2017	20	EnergySmart Partners as agent for Garfield Clean Energy	--- Void ---		\$0.00	\$10,385.17
11/30/2017	21	EnergySmart Partners as agent for Garfield Clean Energy	Lender Check	\$10,385.17		\$0.00
				\$15,988.61	\$5,430.23	